

Ideal Corner Workstation 4X4C

IWS 4X4C BA



Natural Golden Bamboo

IWS 4X4C GT



Graphite Wood Composite

IWS 4X4C GR



Exclusive Gray Resin*

IWS 4X4C WH



Designer White Resin*

Specifications

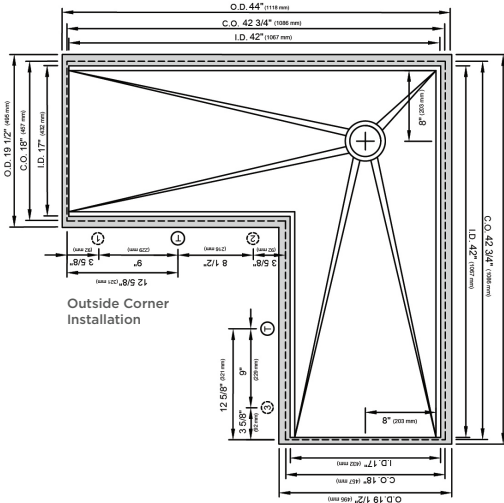
Single bowl
 Users: 2 (Outside Corner Install), 1 (Inside Corner Install)
 Culinary Tools included: Four (6 pcs)
 Galley Taps recommended:
 Two (Outside Corner Install), One (Inside Corner Install)
 Outside dimensions:
 Exterior: 19 1/2" x 44" x 44" | Interior: 24 1/2" x 24 1/2" x 10 5/16"
 Counter top cutout:
 Exterior: 18" x 42 3/4" x 42 3/4" x 18" | Interior: 24 3/4" x 24 3/4"
 Basin area:
 Exterior: 19 1/2" x 44" x 44" | Interior: 24 1/2" x 24 1/2"
 Min. cabinet size: 48" x 48" or 120cm x 120cm

Culinary Tools included

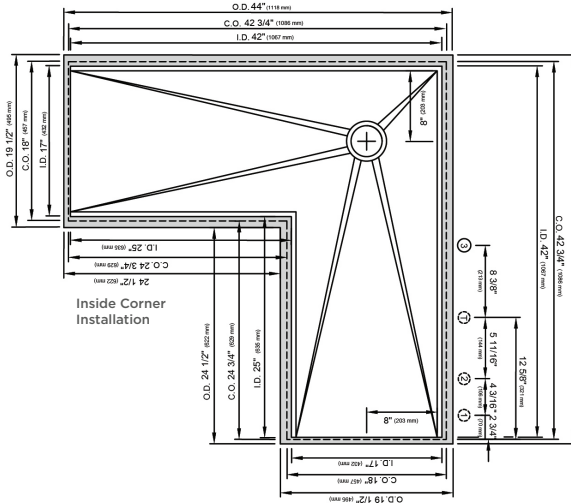
- (1) Upper Tier Cutting Board 12 1/4" x 18"
- (1) Upper Tier Drying Rack 12 1/4" x 18"
- (1) 11" Colander
- (1) 11" Mixing Bowl with lid
- (2) Lower Tier Platforms for Colanders, Mixing Bowls 12 1/4" x 18"

Basin construction

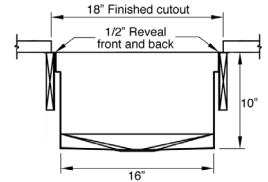
16GA 316L stainless steel indoor/outdoor
 Angel finish
 Two tier design
 Star™ groove pattern
 Corner drain
 Elevated drain cover included
 Limited Lifetime Warranty
 Made in the USA
 ASME A112.19.3/CSA B45.4 certified



Outside Corner Installation



Inside Corner Installation



Outside Corner Install suggested maximum inside corner radius of counter top cutout 3/8"
 Center Tap hole diameters 2" behind cutout
 T. Galley Tap 1 3/8" min hole diameter (1 1/2" min hole diameter for fast water jet cut)
 1. Galley Soap Dispenser 1" min to 1 3/8" max hole diameter
 2. Galley Deck Switch 1 3/8" min hole diameter or Galley Automatic Strainer Basket knob 1" min and 1 3/8" max hole diameter
 3. Galley Hot and Cold Water Dispenser* 1 3/8" min hole diameter (1 1/2" min hole diameter for fast water jet cut)
 4. Galley Soap Dispenser
 *Galley Hot and Cold Water dispenser requires a minimum 8" clearance to center if installed to the right of the Galley Tap


Inside Corner Install suggested maximum inside corner radius of counter top cutout 3/8"
 Center Tap hole diameters 2" behind cutout
 T. Galley Tap 1 3/8" min hole diameter (1 1/2" min hole diameter for fast water jet cut)
 1. Galley Deck Switch 1 3/8" min hole diameter or Galley Automatic Strainer Basket knob 1" min and 1 3/8" max hole diameter
 2. Galley Soap Dispenser 1" min to 1 3/8" max hole diameter
 3. Galley Hot and Cold Water Dispenser* 1 3/8" min hole diameter (1 1/2" min hole diameter for fast water jet cut)
 *Galley Hot and Cold Water dispenser requires a minimum 8" clearance to center if installed to the right of the Galley Tap

Upper Deck™ (Optional)

Upper Deck set UD 4X4 3P GT/BA/WH/GR Graphite, Bamboo, White or Gray Resin




Upper Deck sections Graphite, Bamboo, White or Gray Resin



Recommended Workstation Accessories

Bottom Grate set BG 4X4 C 3 SS Stainless Steel



Manual Strainer Basket MDRNMSS Angel Finish Stainless Steel



Disposal Flange Strainer Basket GDRNMSS Angel Finish Stainless Steel



Auto Strainer Basket Angel Finish Stainless Steel with Polished or Matte knob



ADRNPSS
ADRNMSS